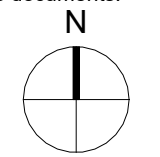
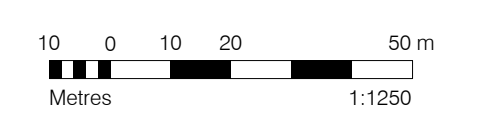


GENERAL NOTES:
 This drawing is © 2019 Pollard Thomas Edwards LLP (PTE).
 Use figured dimensions only. **DO NOT SCALE.**
 All dimensions are in millimetres unless noted otherwise.
 This drawing must be read in conjunction with all other relevant drawings and specifications from the Architect and other consultants.
 If in doubt, ask.

SETTING OUT NOTES:
 All setting out to be confirmed on site prior to construction - any discrepancy must be immediately reported to the Architect.
 All partitions set out to studwork or structure.
 For setting out and specification of M&E services refer to M&E Consultants documents.
 For setting out and specification of structure refer to Structural Engineer's documents.



Key


- Red line boundary
- Existing Building



no.	date	description	drawn	modified
P02	12.09.2025	Issued for Planning	RL	DO
P01	23.05.2025	Issued for Planning	RL	DO

PLANNING

Diespeker Wharf
 38 Graham Street
 London N1 8JX
 020 7336 7777
 forename.surname@pte.co.uk
 @ptearchitects
 www.pollardthomasedwards.co.uk



project	job number	drawn	scale	date created
Hanover & Princess Court	21-026	RL	1 : 1250@A1	May'25
drawing title	drawing number	revision	Subsidiary	
Site Location Plan	HPC- PTE- XX-XX-D-A-10000	P02	A3	